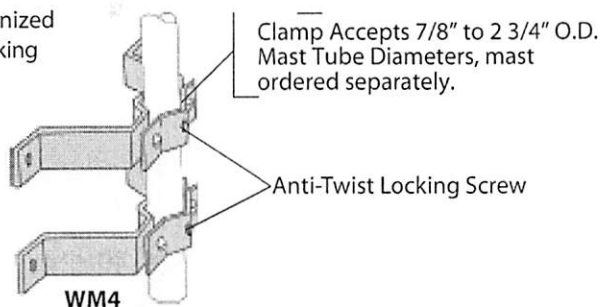


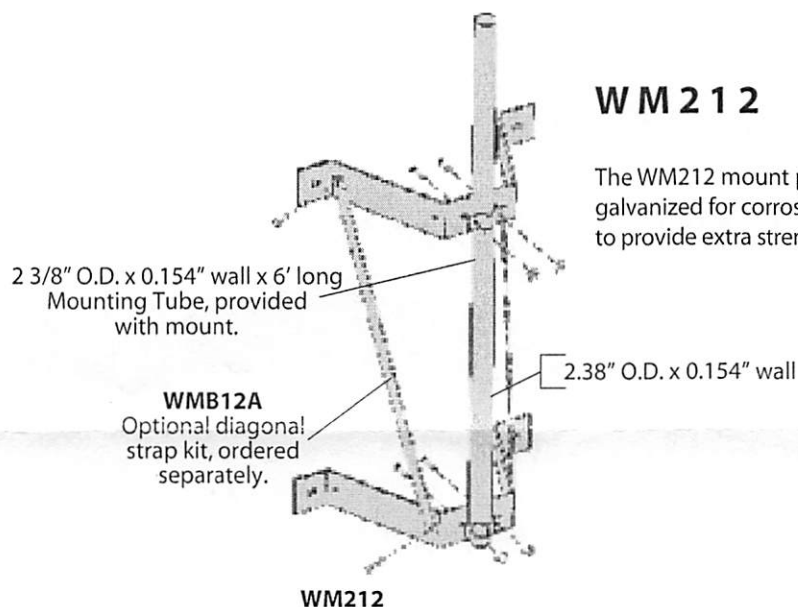
WM4

The WM4 mount provides 3" clearance to the wall. The WM4 is hot-dip galvanized for corrosion protection. Masts are held in place with a unique "Anti-Twist" locking clamp. This mount includes (4) 1/4" dia. x 2" long lag screws for mounting.



WM212

The WM212 mount provides 12" clearance to the wall. The WM212 is hot-dip galvanized for corrosion protection. Optional WMB12A diagonal is available to provide extra strength. Mount is pre-drilled to accept 1/2" dia. connectors.

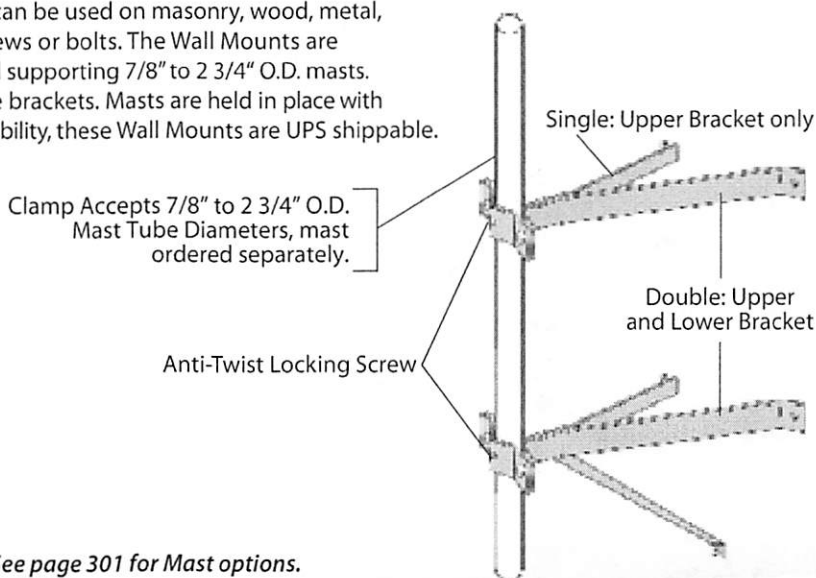


EXTENDED WALL MOUNT ASSEMBLIES

Single and double extended wall mount assemblies can be used on masonry, wood, metal, and other types of walls using up to 1/4" dia. lag screws or bolts. The Wall Mounts are versatile, coming in a variety of stand off lengths and supporting 7/8" to 2 3/4" O.D. masts. The mounts are available as single brackets or double brackets. Masts are held in place with a unique "Anti-Twist" locking clamp. Galvanized for durability, these Wall Mounts are UPS shippable.

<u>Single:</u>	<u>Wall Clearance</u>
WM6S	6" clearance
WM8S	8" clearance
WM12S	12" clearance
WM18S	18" clearance
WM24S	24" clearance
<u>Double:</u>	<u>Wall Clearance</u>
WM8D	8" clearance
WM12D	12" clearance
WM18D	18" clearance
WM24D	24" clearance

NOTE: Connectors to wall not included.



See page 301 for Mast options.